



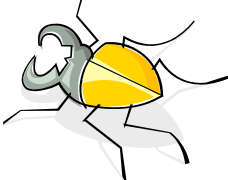








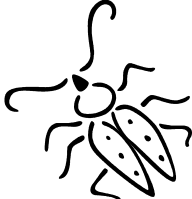






Creepy Crawlies

 <p>Alternatives</p>	 <p>B.A.R.</p>	 <p>Curiosity</p>
 <p>Different Uses</p>	 <p>Forced Relationships</p>	 <p>Green Hat</p>
 <p>Imagination</p>	 <p>Interpretation</p>	 <p>Inventions</p>
 <p>Originality</p>	 <p>Picture</p>	 <p>Picture Smart</p>
 <p>P.M.I.</p>	 <p>Question Key</p>	 <p>Red Hat</p>
 <p>Risk-taking</p>	 <p>Variations</p>	 <p>Venn Diagram</p>

ORIGINALITY

You have just discovered an insect that has NEVER been seen before. Draw a picture of it. Give it a name. Describe what it looks like, what it eats and where it lives.



Name: _____

Description (What does it look like?)	Diet (What does it eat?)	Habitat (Where does it live?)
• • •	• • •	• • •

CURIOSITY

You are going to interview a bee. Write down three questions that you will ask it.

1.

2.

3.

RISK-TAKING


Explain why you think it might be better to be: a butterfly or a bee. Choose one and give three reasons.

VARIATIONS

How many ways can you catch a butterfly? Write and draw.

PICTURE

Use the squiggles below to make a drawing that relates to your Creepy Crawlies topic. Write about it and label the parts.





B.A.R.

B.A.R. a fly swatter.
Make it BIGGER, ADD something,
REPLACE something.
Draw a picture and label the parts.

DIFFERENT USES

Find TEN (10) uses for an empty bug catcher. List them below:

-
-
-
-
-
-
-
-
-
-

QUESTION KEY

The answer is ANT. Give five questions to give that answer.

1.

2.

3.

4.

5.

INVENTIONS

Invent a machine to keep cockroaches away from the food in your pantry. Draw a picture, write an explanation and label the parts.

FORCED RELATIONSHIPS

You need to catch a butterfly with a cup, a toothbrush and a newspaper. Explain the steps below and draw a diagram.



ALTERNATIVES

Work out three ways to catch a fly without a fly swat or fly spray. Draw and write below.





INTERPRETATION

A butterfly is laughing. Give FIVE (5) possible explanations.

1.

2.

3.

4.

5.

PICTURE SMART

Design a poster for a new kind of Bug Catcher called the CATCHA-Bug. Think of a slogan and a great offer to include on the poster with your picture. Decorate the poster with bright colours!

RED HAT

When we wear our RED HAT we are thinking about our FEELINGS! Use your RED HAT to record (tick or cross) your feelings about the creepy crawlies below:

	Like	Don't like	No feeling
Ants			
Butterflies			
Bees			
Wasps			
Caterpillars			
Moths			
Ladybird beetles			
Cockroaches			
Grasshopper			
Silverfish			
Fleas			
Mosquitoes			

Put on your GREEN HAT (CREATIVE!!) and write an acrostic poem about your FAVOURITE insect!

P.M.I.

Complete the P.M.I. for a butterfly. Use information from books to help you.

<i>PLUS</i>	<i>MINUS</i>	<i>INTERESTING</i>

IMAGINATION

Imagine you are a flea living on a dog. Tell about one of your most exciting adventures. Draw pictures below.

GREEN HAT

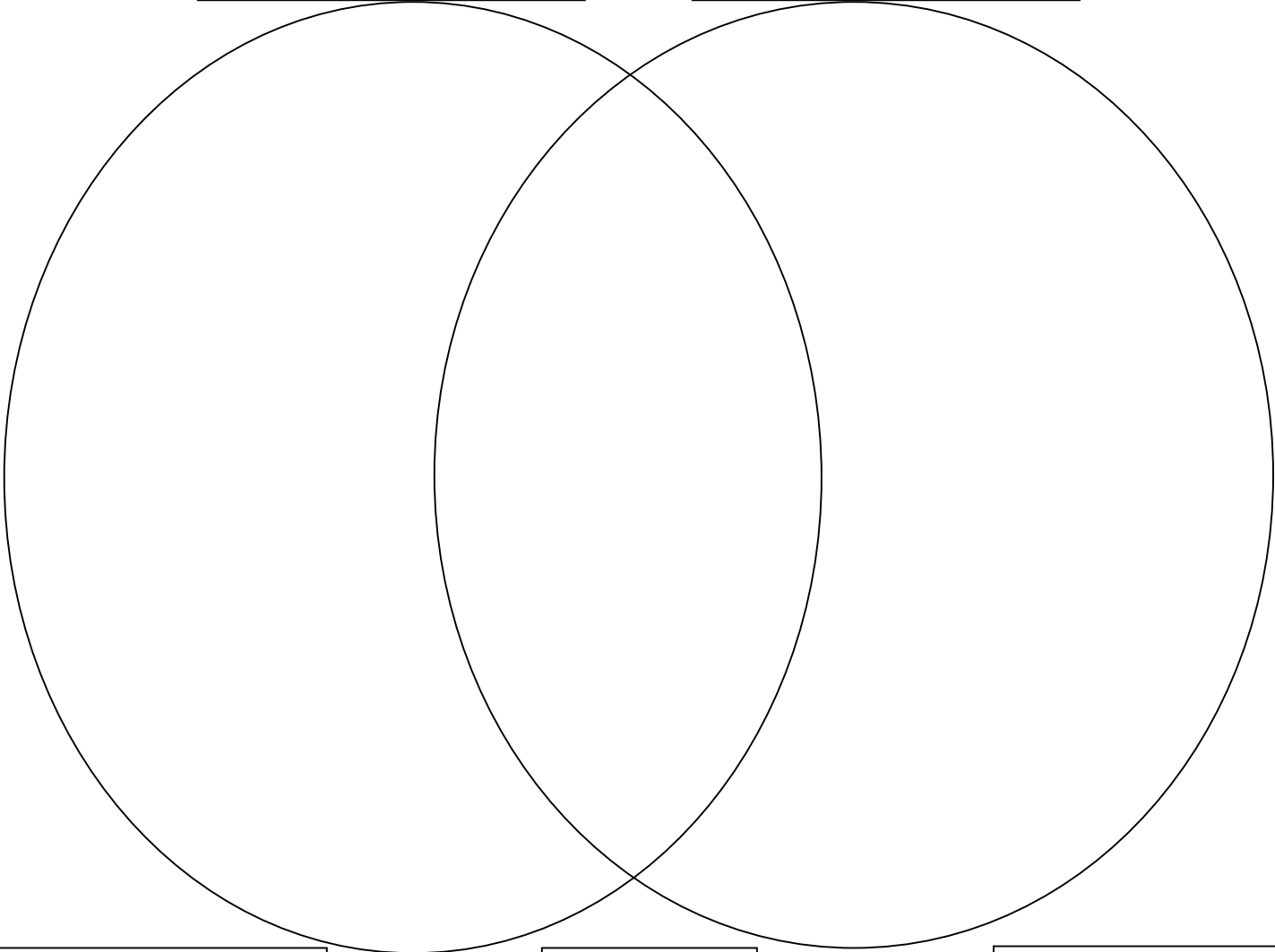
Describe what it would be like to change from a caterpillar into a butterfly. What would it feel like, sound like, taste like, look like? Draw pictures to help you.

VENN DIAGRAM

Use the information provided to record facts (keywords) about ants and grasshoppers in the Venn Diagram below. This graphic organiser will help you record the similarities and differences between these two insects.

Ants

Grasshoppers



Different

Same

Different